

The Short & Simple Guide To Finding Profitable Niches!

By Teri Champigny

www.ChampignyWeb.com

www.MarketMy.com

Disclaimer:

Just by owning and reading this report, I don't mean to imply at any time that you will make a ton of money... nor even that you will ever make a dime.

From past experience, I do know though, that taking action on information you receive will greatly enhance your chances of making money.

This report should not be construed as legal or financial advice. Contact your own accountant or lawyer for that. As with any Business endeavor, always consult the services of a qualified, licensed professional and do your own Due Diligence before making any decisions.

While every attempt has been made to ensure the accuracy of the information provided herein, no guarantees are provided – this publication is created & distributed for your edutainment only. As such, no part of this publication is to be considered a 'forward-looking statement' as defined under securities law.

This is NOT a free e-book. You may not give this e-book away, use it as a bonus to another product, or make it available in Free Membership sites. If you purchased the Resell Rights to this product, please consult the Master Resell Rights file included in your download – if that file is NOT in your download, you do not have the right to resell this product under any circumstances.

© Teri Champigny. All Rights Reserved.

**Teri Champigny's
Short & Simple Guide To
Finding Profitable Niches**

Finding Profitable Niches:

When selling a product, a lot of people make the mistake of developing their product first, and then trying to find a market for it. Of course, the process should be reversed.

Find a market first that spends money, then find out what they want and give it to them.

It's certainly easier said than done, but there are a lot of places online where you can do your market research for free. They've done most of the work for you already. You just need to know where to go and what to do to connect all the dots.

Let me show you the process I go through when I'm trying to brainstorm for ideas.

For starters, I'm always aware of trends and current events in the real world. I read several newspapers each day, many magazines, both general and niche-specific, I watch the news, I listen to the radio. Occasionally something that I hear or read will stick with me. I may record my thoughts on my portable voice recorder; jot down some notes, whatever happens to be convenient for me. Sometimes I'll call my office voice mail and leave myself a message.

At some point I'll have several broad ideas to research. I want to look deeper. And I want to make sure there is a good market for them before I even think about creating a product.

So I'll begin completing the following steps:

Google Zeitgeist-

<http://www.google.com/press/zeitgeist.html>

To begin with, I check out the hottest search trends at Google Zeitgeist. Since I'm usually targeting the US market, I'll click on "U.S. Zeitgeist," otherwise I'll look at "Zeitgeist Around the World." At this point I am just looking for ideas.

If I see that a particular topic is hot, I'll make a note of it and look at more targeted sub-niches later on at more specialized sites (*which I'll show you shortly*).

Google Zeitgeist: Search patterns, trends, and surprises [Press Center](#) | [Google.com](#)

2005 Year-End Zeitgeist
[Zeitgeist Archive](#)
To get the story behind some of today's top queries, visit [Google Current](#)

Zeitgeist This Week
Gaining Search Queries: Week Ending July 17, 2006

1. [zidane headbutt video](#)
2. [xbox](#)
3. [syd barrett](#)
4. [israel news](#)
5. [chi magazine](#)
6. [barbaro](#)
7. [lebanon](#)
8. [natalie gulbis](#)
9. [danica patrick](#)
10. [pamela rogers](#)
11. [christie brinkley](#)
12. [rosario dawson](#)
13. [valerie plame](#)
14. [avril lavigne](#)
15. [project runway](#)

Zeitgeist Home

[U.S. Zeitgeist \(Monthly\)](#) United States

[Zeitgeist Around the World \(Monthly\)](#) Worldwide

Zeitgeist Explained
zeitgeist | Pronunciation: 'zīt-'gīst, 'zīt |
Function: noun | Etymology: German,
from Zeit (time) + Geist (spirit) | Date:
1884 | Meaning: the general
intellectual, moral, and cultural climate
of an era.

More about the Google Zeitgeist

Pulling together interesting search trends and patterns requires Google's human and computing power together. Search statistics are automatically generated based on the millions of searches conducted on Google over a given period of time - weekly, monthly, and annually. With some help from humans, and a [pigeon or two](#) when they have time, these statistics and trends make their way from the depths of Google's hard drives to become the Google Zeitgeist report.

Lycos Top 50 - <http://50.lycos.com>

The Lycos Top 50 is another site, like Google Zeitgeist, where I will review the latest trends and look for hot topics to explore further. I will also look at Yahoo! Buzz for ideas as well.

Yahoo! Buzz - <http://buzz.yahoo.com>

eBay Pulse – <http://pulse.ebay.com>

The eBay Pulse site is a great place to start looking at sub-niches. What I'll do is select the category first (using the topics I've gathered from looking at the previous sites), then look for profitable sub-niches by then selecting a sub-category.

The best chance for success is if I am as specific as possible with my niche selection. In the example below, I don't want to sell to the "crafts" niche.

I want to sell to grandmothers who enjoy giving their latch rug hooking gifts to their families and friends. Whatever. You get the idea.

The screenshot shows the eBay Pulse website interface. At the top, there's a navigation bar with links for 'home', 'pay', 'register', and 'site map'. Below that, there are buttons for 'Buy', 'Sell', 'My eBay', 'Community', and 'Help'. A search bar is located on the right side. The main content area is titled 'eBay pulse' and 'Crafts'. A dropdown menu shows 'Category Crafts' with an 'Update' button. Below this, there are two main sections: 'POPULAR SEARCHES' and 'LARGEST STORES'. The 'LARGEST STORES' section is circled in red, and a red arrow points to it with the text 'Check out the largest eBay stores as well to see what they sell.' Another red arrow points to the 'Crafts' category dropdown with the text 'Select a niche category and sub-category.' To the right, there's a 'Summer STYLE STARTERS' section with a list of items and a 'Shop more clothing' link.

POPULAR SEARCHES	LARGEST STORES
by number of searches	by number of active listings
1. stamin up	1. FabricGuru
2. scrapbooking	fabricguru (23964) ★
3. creative memories	2. SUREDOLLY
4. fabric	tealeafer (5575) ★
5. beads	3. Moonwishes Sewing and Crafts
6. sizzix	moonwishes (1627) ★
7. yam	4. charlesbing jewelry supply
8. rubber stamps	charlesbing (4833) ★
9. crafts	5. IMO Scrapbooks
10. scrapbook	imojoe (13891) ★

Also, I'll always check the largest stores as well to see what they're selling. There has to be a reason they are the largest stores. They must be doing something right.

eBay also puts out a PDF report of their hottest categories each month, available at <http://pages.ebay.com/sellercentral/hotitems.pdf>.

Now that I have some potential sub-niches to work with, I want to see how much of a market there is there.

Just because a sub-niche is popular doesn't mean people spend money on it.

Amazon - <http://www.amazon.com>

Amazon is a great place to see what currently exists for any given sub-niche.

Chances are, the more books there are written on that subject, the more that market spends on those topics.

For example:

amazon.com | Your Store | Books | See All 34 Product Categories | Your Account | Cart | Your Lists | Help |

Advanced Search | Browse Subjects | Bestsellers | The New York Times® Best Sellers | Magazines | Corporate Accounts | Amazon Shorts | AmazonConnect | Bargain Books | Textbooks

Search **Books** **crafts** GO Find Gifts Web Search GO

Books
"crafts" (Related Searches: arts and crafts, craft kits, crafts / hobbies) Niche not targeted enough

Narrow or Expand Results Showing 1 - 12 of **192071** Results Sort by Relevance GO

Expand Your Results
Remove Keywords: crafts

Narrow by Category

- Business & Investing (20623)
- Gay & Lesbian (854)
- Arts & Photography (15240)
- Children's Books (8846)
- Biographies & Memoirs (14465)
- Comics & Graphic Novels (478)
- Cooking, Food & Wine (2022)
- Entertainment (12068)
- History (36478)
- Home & Garden (10986)
- Health, Mind & Body (14441)
- Law (4875)
- Medicine (8282)
- Mystery & Thrillers (5047)
- Computers & Internet (5539)
- Nonfiction (61964)

- 365 Easy Projects for Every Occasion (Simply Handmade)** by Carol Dahlstrom (Hardcover - Sep 15, 2000)
★★★★☆
Used & new from \$0.46
- Crafts and hobbies** by Reader's Digest editors (Hardcover - Jul 1, 1981)
★★★★☆
Buy new: \$30.00 **\$18.90** Usually ships in 24 hours
Used & new from \$0.40
- 1001 Full-Size Patterns, Projects & Ideas (Better Homes & Gardens (Paperback))** by Better Homes and Gardens (Spiral-bound - Sep 15, 2003)
★★★★☆
Buy new: \$29.95 **\$19.77** Usually ships in 24 hours
Used & new from \$4.00

Listmania!

Research Methods in Information Science: A list by Scott J. Simon

Essential books for Chicago History Fair teachers: A list by Karma Adamik "suchagirl"

► Create a Listmania! list

First I specify "Books" to search. Then I enter my niche, in this case "crafts."

Uh oh. There are WAY too many books returned. This niche is not targeted enough. It is too "mainstream."

amazon.com | Your Store | Books | See All 34 Product Categories | Your Account | Cart | Your Lists | Help |

Advanced Search | Browse Subjects | Bestsellers | The New York Times® Best Sellers | Magazines | Corporate Accounts | Amazon Shorts | AmazonConnect | Bargain Books | Textbooks

Search **Books** **rug latch** GO Find Gifts Web Search GO

Books
"rug latch"

Narrow or Expand Results Showing 1 - 12 of **66** Results Sort by Relevance GO

Expand Your Results
Remove Keywords: rug latch

Narrow by Category

- Business & Investing (4)
- Entertainment (3)
- Gay & Lesbian (1)
- Arts & Photography (8)
- Children's Books (2)
- Biographies & Memoirs (3)
- Computers & Internet (2)
- Cooking, Food & Wine (1)
- History (3)
- Home & Garden (17)
- Health, Mind & Body (10)
- Law (3)
- Medicine (3)
- Mystery & Thrillers (6)
- Nonfiction (13)
- Outdoors & Nature (1)
- Reference & Lists (1)

- Woolley Fox American Folk Art Rug Hooking** by Barbara Carroll (Paperback - Sep 30, 2005)
★★★★★
Buy new: \$24.95 **\$16.47** Usually ships in 24 hours
Used & new from \$15.70
Excerpt - page 11: "... the other end inserted into a wooden handle. Unlike a **latch** hook, the **rug** hook has no moving parts. The handle must fit your ..."
See more references to rug latch in this book.
Surprise me! See a random page in this book.
- No image available **Designs for needlepoint and latch hook rugs** by Dorothy Kaestner (Paperback - 1978)
Used & new from \$0.25
Other Edition(s): Hardcover
- The Rug And Carpet Book** by Mildred Jackson O'brien (Paperback - Jan 30, 2005)

Listmania!

Patriotic Favorites: A list by Mayor of Libertyvilleusa.com

VRGirl Quilts II: A list by "vrrrrl"

► Create a Listmania! list

Search Listmania! GO

Much better! There are possibilities here.

We now suspect the following:

- 1) This sub-niche may be targeted enough.
- 2) This sub-niche may spend money.

Time to scope it out a little further.

We want to be as certain as we possibly can that our niche is focused enough but big enough, and that the people in that niche spend money.

So next I head over to the Google Keyword Tool (<https://adwords.google.com/select/KeywordToolExternal>) and check on the keywords that go with that niche.

When I enter my potential niche keywords I see:

The screenshot shows the Google Keyword Tool interface. At the top, there is a search bar with the text "latch hook" and a "Get Keyword Ideas" button. Below the search bar, there is a "Filter my results" link and a "Choose columns to display" dropdown menu. The main section displays a table of "More specific keywords - sorted by relevance". The table has columns for "Keywords", "Advertiser Competition", "October Search Volume", "Avg Search Volume", and "Match Type". The "Match Type" column is currently set to "Broad". The table lists several keywords with corresponding bars for competition and search volume, and an "Add" button for each.

Keywords	Advertiser Competition	October Search Volume	Avg Search Volume	Match Type
latch hook	<div style="width: 50%;"></div>	<div style="width: 50%;"></div>	<div style="width: 50%;"></div>	Add
latch hook kits	<div style="width: 50%;"></div>	<div style="width: 50%;"></div>	<div style="width: 50%;"></div>	Add
latch hook rug	<div style="width: 50%;"></div>	<div style="width: 50%;"></div>	<div style="width: 50%;"></div>	Add
latch hook rug kits	<div style="width: 50%;"></div>	<div style="width: 50%;"></div>	<div style="width: 50%;"></div>	Add
latch hook rugs	<div style="width: 50%;"></div>	<div style="width: 50%;"></div>	<div style="width: 50%;"></div>	Add
latch hook yarn	<div style="width: 50%;"></div>	<div style="width: 50%;"></div>	<div style="width: 50%;"></div>	Add
latch hook patterns	<div style="width: 50%;"></div>	<div style="width: 50%;"></div>	<div style="width: 50%;"></div>	Add
latch hook instructions	<div style="width: 50%;"></div>	<div style="width: 50%;"></div>	<div style="width: 50%;"></div>	Add

On the right side of the interface, there is a "Selected Keywords" section. It contains the text "Click 'Sign up with these keywords' when you are finished building your keyword list." Below this, it says "No keywords added yet" and provides a link "+ Add your own keywords". At the bottom of this section, there is a "Sign up with these keywords" button.

Not only does Google show me the top keywords for my niche that contain the term 'latch hook', but it shows me the comparison between how many sites online are covering that niche compared to how many people are actively searching for those terms.

If I'm happy with the number of searches compared to the number of existing sites for this potential niche, I next want to see how much pay per clicks (PPC) are going to cost me on Google Adwords.

To do that, just log into your Google AdWords account and check the current standings for your projected keywords.

You want to make sure you won't have to pay more than a dollar or two per click on average, but of course what you can profitably pay for PPC will depend on your product's selling price and how many you can sell.

Again, at this point I'm just trying to get a snapshot or pulse of this market.

Plus, the rates also tell you a little about the moneymaking opportunities of a market. As a loose rule, if the current max bids are between 30 cents and \$2.00, it's a good indicator that people are making money in this market. I call this my "**magic window**."

Over \$2.00 means that the competition is too fierce for my tastes, but depending on your market and eventual product selling price and demand, it may make sense for you.

To check on the companies that are bidding on my keywords in Google Adwords, I use <http://www.googspy.com>.

One relative newcomer as a research tool is Google Trends (<http://www.google.com/trends>).

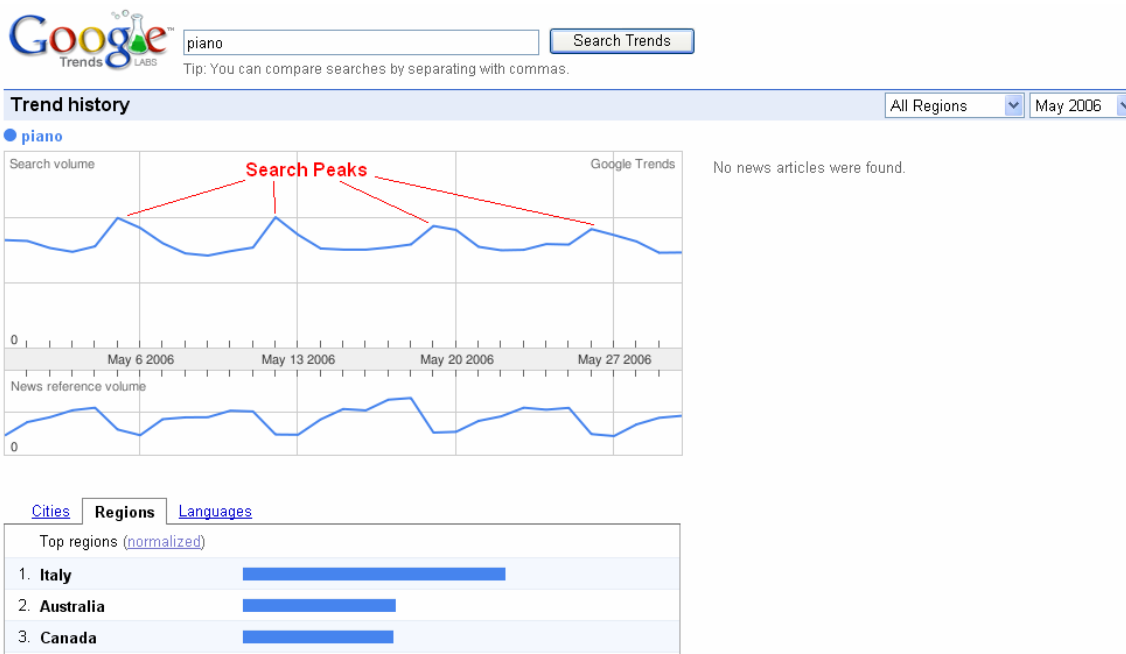


There's lots of useful information here. You can see that the news volume is synced with the search volume, and several notable news articles are displayed, along with where they occurred on the timeline.

In the lower section, you can see which countries, cities, and languages made the most searches. Be aware that the indicators are normalized, meaning they are adjusted for that region's population. For example, South Africa has about 44 million people, compared with the U.S.'s 300 million. So the U.S. may have performed more actual searches, but after the adjustment is made, South Africa comes on top for this search term, which is "fly fishing."

In the upper-right corner of the page, you can switch regions (e.g. if you wanted to check the U.S. only), and you can change the time period.

For example, notice below how I changed the time period to a single month. See any cyclic trends there?



You may have noticed that searches for this topic tend to spike every Friday, going into the weekend, and then fall again during the week.

This information may be useful if you are going to advertise with Google Adwords, and you're launching a firesale or other limited time campaign, because you'll want to schedule your campaign around one or more of those spikes.

Some markets have different patterns, so it's useful to be aware of them prior to launch.

Another great use for Google Trends is if you are trying to decide between two different niches. If you enter your search terms and separate two or more with a comma, Google will compare them for you.



Very useful.

The work is already done for you. You just need to put it to good use. As you can see above, piano is too broad a niche. It has a high amount of searches, but the bids for PPC traffic is too low. As a result, I would suspect that people are generally not making a lot of money with that search term.

Remember, high volume + low PPC bids = low click through rates and even lower conversions.

Fly fishing, on the other hand, does have PPC bids between 30 cents and \$2.00, so money is likely being made there. However, the search term itself is too low. Unless you have other keywords for that niche to add additional traffic, I would steer clear from there as well.

There are several other sites I use as well to get niche ideas, and especially to narrow the niche and discover potential information the market wants:

Nichebot - <http://www.nichebot.com>

Shopping.com Top Searches –
http://www2.shopping.com/top_searches

AOL Hot Searches - <http://hot.aol.com/hot/hot>

Google Groups - <http://groups.google.com>

Craig's List - <http://www.craigslist.com>

Delicious Popular - <http://del.icio.us/popular>

Dig - <http://www.digg.com>

Google Catalogs - <http://catalogs.google.com>

Google Suggest –
<http://www.google.com/webhp?complete=1&hl=en>

Technorati - <http://www.technorati.com>

Also, I'll do several targeted searches in both Google and Yahoo (for example, on the subject of "hobbies").

Finally, I'll see what existing digital products are being sold in my target niche at the Clickbank Marketplace

(<http://marketplace.clickbank.net>).

HINT: If you want to see how your competitor's sale pages have evolved over time, the Wayback Machine is a great place to do so (<http://www.archive.org>).

And of course I will always Google my keywords and check out the competition in the Adwords ads. In this case I pay special attention to the ads that sell information products (*or services like mine if I'm selling a service*).

Some of the ads will be irrelevant as far as competition goes.

Ok, the next thing I'll do is check how many magazines there are on the subject of my chosen niche.

There are two places I go online for that:

Magazines.com - <http://www.magazines.com>

and

Amazon –

<http://www.amazon.com/exec/obidos/tg/browse/-/599858/>

At each site, I search by category to find the magazines in my niche.

Obviously the more the better, up to a point.

For example, golf has a lot of magazines, but it's not a good niche by itself. It needs to be more targeted. But in that case I can always get more targeted sub-niche ideas within that topic by looking at the types of magazines for that topic.

Now, as good as these sites are for finding magazines, I'm still going to need to go to a bookstore that carries lots of magazines and browse through the ones in my niche?

Why?

Because I want to see what kinds of ads are inside!

I need to know who else is selling what, and it will also tell me whether the people in this niche spend money. And the ads will not only tell me that, but they will also tell me what the people in this niche spend their money ON. And if I want to know which ads keep appearing (*because then I'll know they are making money*), I would want to pick up several issues in a row of the same magazine, if possible.

Ok. By now I should have a pretty good niche market to test. And by knowing what kinds of informational products are selling, I can start to formulate the content I'm going to use for my test.

This is where I go to niche-specific sites.

So I'll set up a mini-course on my autoresponder with my content.

I like mini-courses better than just a free report to get them to opt in, because the free report is a one shot deal. I want to "train" them to be on the lookout for my emails, to anticipate them and open them. That way when (or if) my offer shows up in their inbox, it may have only been a day or two since they last heard from me, not weeks or months ago when they got their free report (in that case they'll likely forget they signed up for your list and promptly delete your offer, unsubscribe, or report it as spam).

If I have a free report I want to use, I'll simply break it up for my mini-course. But as this is a new niche, it's unlikely I'll have a report yet.

I'll then set up some very targeted PPC ads using Adwords.

I want to match each ad group to the keywords as closely as possible.

Then I turn it all on and start building my list.

So where's the product, you ask?

Well, at this point, I don't know for certain how much traffic I'll get or whether they'll opt in or not, never mind whether they will purchase my product. I have an idea, due to my research.

But now we want hard numbers to back it all up before I invest any more of my time and money. **Hence, the testing.**

There are two things I primarily watch as the list begins to build:

- 1) **How much traffic I am getting from PPC.** I want to compare what I'm getting with my previous estimates. At this point I want real numbers, **not estimates.**
- 2) **My opt in percentage.** If it's too low, either my squeeze page copy needs to be tweaked, or, if I've done my homework with my copy, perhaps this market is not made up of enough buyers.

Listen, if they're not going to opt in, they're certainly not going to buy.

Now if my traffic and opt ins are both good, now is the time to start thinking about a product, which ideally should be along the same lines as the content they signed up for in the first place.

Sometimes I will even email my list at this point and simply ask them what they want, or try to determine their wants and needs from carefully constructed survey questions. Just remember that people often say one thing and do another. **It's only 100% accurate when they vote with their wallets.**

An even better way to test your list's desire for a particular piece of information is to announce a free teleseminar to them, then see how many show up. If a large percentage of your list calls in, it's a good bet they're interested in your call topic.

HINT: Teleseminars also make GREAT products or bonuses themselves if you record them and sell them after the fact. In fact, sometimes I'll announce a paid teleseminar rather than a free one.

Why?

Because then I know people will pay money for that information, an even better test indicator. They are voting with their wallets. Plus I can always sell the call recording after the fact as well.

For more information on using Teleseminars, see <http://www.Teleseminars-and-Webinars.com>

Another technique to test whether this niche is built up of buyers or tire-kickers and freebie seekers is to promote an affiliate product within that niche.

If the product content is similar in nature to what you want to create as your product, it's a good indication that you have the potential to get a similar percentage to buy yours. Just make sure it's either a non-competing product or a front-end sale. If it's a front-end sale, you'll develop a mid or back-end product.

Bear in mind that in the case of the latter, you'll get less of a percentage to buy (*compared with the percentage who bought your affiliate front-end product*), but you may make up the difference and then some with a higher ticket item. It's a risk, but it should be a calculated one.

The beautiful thing is, once I confirm a niche will be profitable, with this approach I already have a pre-built list that keeps getting bigger by the time I launch the product.

So there you have it.

There are plenty of sites I use for research in addition to the ones above, but they are usually niche specific. These sites will help you to research practically any niche market effectively. Once you have this process down, you'll be able to do this very quickly.

After all time is money. Your money.

All The Best,

Teri Champigny.

About Teri Champigny...



Teri Champigny, a full-time Internet marketer, Niche Marketer, E-Zine Publisher and Niche Blogger, is often referred to as a '**Nichemaster**' because she's an expert in building niche opt-in lists quickly, using Niche Blogs to promote niche products and affiliate opportunities, and networking with other online pros to create new and innovative niche sites and products. With her husband Doug, the Champignys own and operate over 70 web sites at present, and are constantly working to brand themselves worldwide and help other marketers achieve their online goals. Be sure to check out some of their most popular sites:

<http://www.MarketMy.com>

<http://www.Internet-Audio-Video.com>

<http://www.PLRTutorial.com>

<http://www.ChampignyWeb.com>

Niche Sites:

<http://www.South-Beach-Travel-Tips.com>

<http://www.Myrtle-Beach-Travel-Tips.com>

<http://www.Florida-Travel-Tips.com>

<http://www.Jamaica-Travel-Tips.com>

<http://www.Puppies-And-Big-Dogs.com>

<http://www.Teris-Health-Shop.com>

Blogs:

<http://www.jamaica-travel-tips.com/jamaica-blog/>

<http://www.puppies-and-pooches.com/puppy-blog/>

<http://more-wedding-info.com>

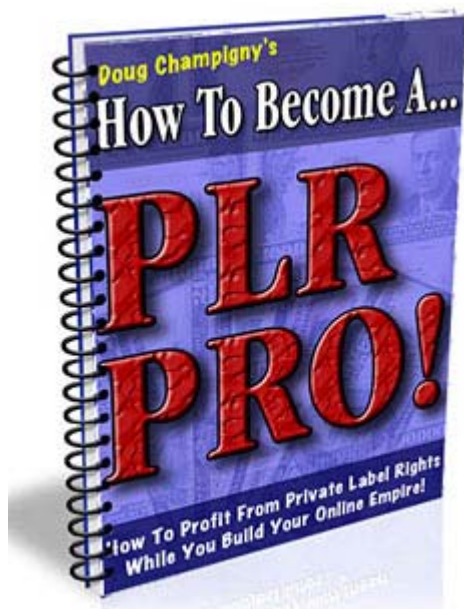
<http://niche-e-books.blogspot.com>

<http://www.Marketing-BlogZine.com>

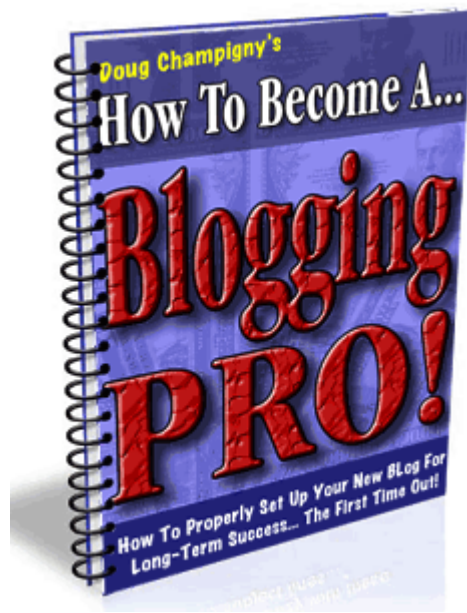
Recommended Resources

Niche Web Site Hosting:

Hosting4Marketers.com – You get hosting for up to 11 web sites, unlimited Pro autoresponders to send your e-zines and e-courses from, and even your own affiliate program, all for just \$20 a month.



Use PLR E-Books As A Viral Marketing Tool – Learn How
In [How To Become A PLR PRO!](#)




Learn How To Properly Set Up Your New Blog For Viral Marketing Success... Read The Secrets Revealed in [How To Become A Blogging PRO!](#)



Download all the Audio, Video & Podcasting Tools you need in one bundle with the [Internet Audio Video Pro Toolkit!](#)



Learn to master the Resell Rights market with these [Audios, Videos, Process Maps & Step-By-Step Checklists!](#)



For Step-By-Step How-To Videos On Using Private Label Rights Products For Effective Viral Marketing Success, [Download Your Copy Of The PLR Tutorial Videos Today!](#)